

## TRADITIONAL *Nameplates and Sign Holders*

Traditional holders for desks, counters, walls and doors enhance the signs that serve you daily.

**SECOND FLOOR**

↑ ALLERGIES

→ CASHIER

→ LOBBY

← EXIT

↑ X-RAY

↑ PHYSICAL THERAPY

TOM VISOSKY

EMPLOYEES ONLY

Stock Room



**NO  
SMOKING  
PLEASE**

**PARKER MUNCIE**  
Account Executive

Robert Cullen

**Judy North**  
Principal

All Fees  
Must Be Paid Upon  
Receipt of Service

**INFORMATION**

**RECEPTION**

**TELEPHONE**

**KARIN WEST**



# DESK HOLDERS

Sign holders for the desk are designed in many styles and sizes. Holders are highly polished and anodized in Polished Rose Gold or Polished Silver, enhancing any decor. Styles and sizes are indicated by part number and length. Custom lengths and three custom colors, Matte Black, Satin Silver, and Polished Yellow Gold are available by special order at no extra cost. Arch Bronze, JRS Bronze, Satin Yellow Gold, and Satin Rose Gold are also available upon request for a 25% up charge and up to 5 week delivery.

| Part No. | Insert Size |       | Available Lengths |        |     |     |
|----------|-------------|-------|-------------------|--------|-----|-----|
|          | A           | B     |                   |        |     |     |
| 85       | 3/4"        | 1/16" | 4"                | 6"     | 8"  | 10" |
| 25       | 1"          | 1/16" | 6"                | 7"     | 8"  | 10" |
| 54       | 1 1/4"      | 1/16" | 6"                | 7-1/2" | 8"  | 10" |
| 70       | 1 1/2"      | 1/16" | 7-1/2"            | 8"     | 10" |     |
| 19       | 1 1/2"      | 1/8"  | 7-1/2"            | 8"     | 10" |     |
| 14       | 1 5/8"      | 1/16" | 7-1/2"            | 8"     | 10" |     |
| 48       | 2"          | 1/16" | 8"                | 10"    | 12" |     |
| 11       | 2"          | 1/8"  | 8"                | 10"    | 12" |     |
| 16       | 3 1/4"      | 1/8"  | 10"               | 12"    |     |     |
| 483      | 2"          | 3/32" | 8"                | 10"    | 12" |     |

| Part No. | Insert Size |       | Available Lengths |     |
|----------|-------------|-------|-------------------|-----|
|          | A           | B     |                   |     |
| 59       | 2"          | 1/16" | 8"                | 10" |

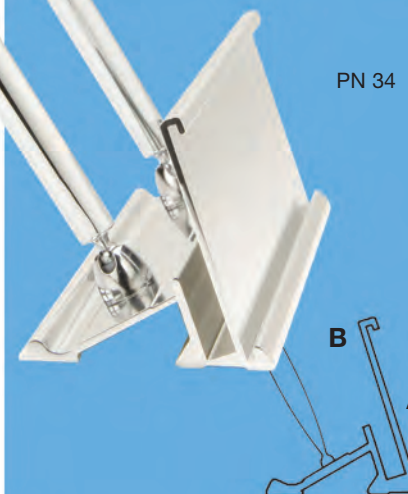
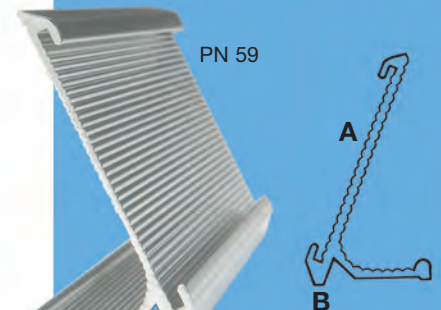
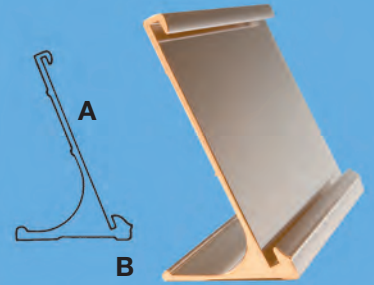
| Part No. | Insert Size |       | Available Lengths |     |     |
|----------|-------------|-------|-------------------|-----|-----|
|          | A           | B     |                   |     |     |
| 31       | 1 1/2"      | 1/16" | 8"                | 9"  | 10" |
| 30       | 2"          | 1/16" | 8"                | 10" |     |

| Part No. | Insert Size |       | Available Lengths |     |
|----------|-------------|-------|-------------------|-----|
|          | A           | B     |                   |     |
| 34       | 2"          | 1/16" | 8"                | 10" |

Custom lengths are available.

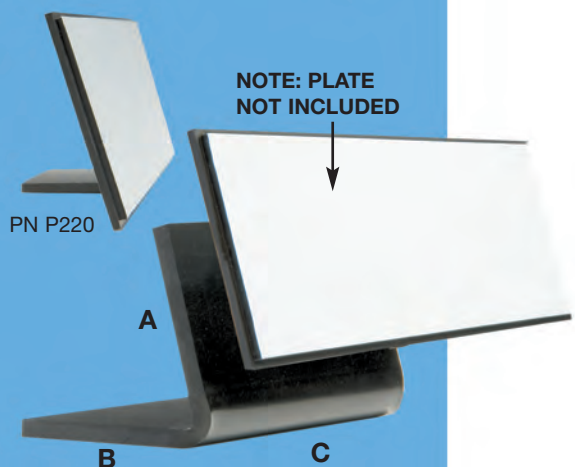




All holders and frames can be combined for quantity discounts.

**See price list for current pricing and quantity discounts.**



**HELPFUL ORDERING INSTRUCTIONS:** Make certain to include the following information: Part No., Length, Color and highlight any special instructions.

# COUNTER & DESK BASES



Sign bases for the desk and counter are designed to support both small and large signs. Holders are highly polished and anodized in Polished Rose Gold or Polished Silver, enhancing any décor. Styles and sizes are indicated by part number and length. Custom lengths and three custom colors, Matte Black, Satin Silver and Polished Yellow Gold are available by special order at no extra cost. Arch Bronze, JRS Bronze, Satin Yellow Gold and Satin Rose Gold are also available upon request for a 25% up charge and up to 5 weeks delivery.

| Part No. | Size A  | Size B | Max. Sign Height | Available Lengths |        |     |     |
|----------|---------|--------|------------------|-------------------|--------|-----|-----|
| 15       | 3/4"    | 1/16"  | 2"               | 6"                | 7 1/2" | 8"  | 10" |
| 50       | 15/16"  | 1/16"  | 3"               | 6"                | 8"     | 10" |     |
| 97       | 1 7/16" | 1/16"  | 7"               | 8"                | 10"    | 12" |     |
| 17       | 1 3/32" | 1/8"   | 4"               | 8"                | 10"    | 12" |     |
| 55       | 2 1/2"  | 1/8"   | 8"               | 8"                | 10"    | 12" |     |

A = Base Width B = Material Thickness

| Part No. | Size A | Size B | Max. Sign Height | Available Lengths |    |    |     |
|----------|--------|--------|------------------|-------------------|----|----|-----|
| 40       | 1 1/4" | 1/16"  | 3"               | 3 3/4"            | 5" | 8" | 10" |

A = Base Width B = Material Thickness

| Part No. | Size A | Size B | Max. Sign Height | Available Lengths |    |     |     |
|----------|--------|--------|------------------|-------------------|----|-----|-----|
| 35       | 1 1/4" | 1/16"  | 6"               | 6"                | 8" | 10" |     |
| 42       | 1 1/4" | 1/8"   | 6"               | 6"                | 8" | 10" |     |
| 22       | 2 1/2" | 1/8"   | 12"              | 6"                | 8" | 10" | 12" |
| 39       | 1 1/4" | 3/32"  | 6"               | 6"                | 8" | 10" |     |

A = Base Width B = Material Thickness

| Part No. | Size A | Size B | Max. Sign Height | Available Lengths |     |  |  |
|----------|--------|--------|------------------|-------------------|-----|--|--|
| P100     | 2"     | 1/16"  | 6"               | 8"                | 10" |  |  |

Available in clear, aqua, green mist or black. Custom colors available. Call for quote.

| Part No. | Size A | Size B | Size C  |
|----------|--------|--------|---------|
| P220     | 1 1/8" | 1 1/8" | 2 5/16" |

Available in black only.

Custom lengths are available with the exception of P220.

All holders and frames can be combined for quantity discounts.

**See price list for current pricing and quantity discounts.**

# WALL & CORRIDOR BRACKETS

Sign holders for the door or wall are available in many stock sizes and lengths. Holders are highly polished and anodized in Polished Rose Gold or Polished Silver, enhancing any décor. Styles and sizes are indicated by part number and length.

Mounting holes are standard in all insert sizes from 1 1/4" to 4". Custom lengths and three custom colors, Matte Black, Satin Silver and Polished Yellow Gold are available by special order at no extra cost. Arch Bronze, JRS Bronze, Satin Yellow Gold and Satin Rose Gold are also available upon request for a 25% up charge up to 5 weeks delivery. Holders are also available in Raw Aluminum finish. When ordered Raw, holes are NOT standard and must be requested. Holes available on parts 24" - 36" in length for an added charge.

A 36" length is provided without holes in the styles and sizes below for your custom sign requirements. There is a minimum of five 36" lengths per order in any size combination.

| Part No. | Size   |       | Available Lengths |    |    |     |     |     |  |
|----------|--------|-------|-------------------|----|----|-----|-----|-----|--|
|          | A      | B     |                   |    |    |     |     |     |  |
| 86       | 1/2"   | 1/16" | 4"                | 6" | 8" | 10" | 12" | 36" |  |
| 100      | 5/8"   | 1/16" | 4"                | 6" | 8" | 10" | 12" | 36" |  |
| 44       | 3/4"   | 1/16" | 4"                | 6" | 8" | 10" | 12" | 36" |  |
| 28       | 1"     | 1/16" | 4"                | 6" | 8" | 10" | 12" | 36" |  |
| 47       | 1 1/4" | 1/16" | 4"                | 6" | 8" | 10" | 12" | 36" |  |
| 29       | 1 1/2" | 1/16" | 4"                | 6" | 8" | 10" | 12" | 36" |  |
| 95       | 1 1/2" | 1/8"  | 4"                | 6" | 8" | 10" | 12" | 36" |  |
| 46       | 1 5/8" | 1/16" | 4"                | 6" | 8" | 10" | 12" | 36" |  |
| 87       | 1 3/4" | 1/16" | 4"                | 6" | 8" | 10" | 12" | 36" |  |
| 88       | 1 3/4" | 1/8"  | 4"                | 6" | 8" | 10" | 12" | 36" |  |
| 36       | 2"     | 1/16" | 4"                | 6" | 8" | 10" | 12" | 36" |  |
| 94       | 2"     | 1/8"  | 4"                | 6" | 8" | 10" | 12" | 36" |  |
| 89       | 2 1/2" | 1/16" | 4"                | 6" | 8" | 10" | 12" | 36" |  |
| 90       | 2 1/2" | 1/8"  | 4"                | 6" | 8" | 10" | 12" | 36" |  |
| 37       | 3"     | 1/16" | 4"                | 6" | 8" | 10" | 12" | 36" |  |
| 52       | 3"     | 1/8"  | 4"                | 6" | 8" | 10" | 12" | 36" |  |
| 49       | 4"     | 1/16" | 4"                | 6" | 8" | 10" | 12" | 36" |  |
| 51       | 4"     | 1/8"  | 4"                | 6" | 8" | 10" | 12" | 36" |  |
| 363      | 2"     | 3/32" | 4"                | 6" | 8" | 10" | 12" | 36" |  |



| Part No. | Size   |       | Available Lengths |     |     |     |     |  |  |
|----------|--------|-------|-------------------|-----|-----|-----|-----|--|--|
|          | A      | B     |                   |     |     |     |     |  |  |
| 56       | 1"     | 1/16" | 4"                | 6"  | 8"  | 10" | 36" |  |  |
| 57       | 1 1/2" | 1/16" | 6"                | 8"  | 10" | 36" |     |  |  |
| 58       | 2"     | 1/16" | 8"                | 10" | 12" | 36" |     |  |  |

Angled Top Holders

| Part No. | Size   |      | Available Lengths |    |    |    |     |     |     |
|----------|--------|------|-------------------|----|----|----|-----|-----|-----|
|          | A      | B    |                   |    |    |    |     |     |     |
| 38       | 2 1/2" | 1/8" | 2"                | 3" | 4" | 5" | 10" | 12" | 36" |

Screws available in BG, BS, BL.

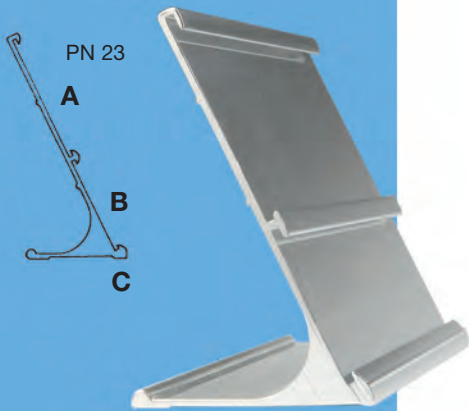
Extra Screws sold in packs of 100.



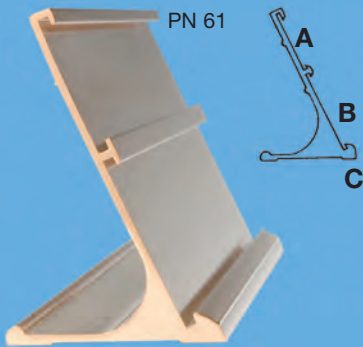
**HELPFUL ORDERING INSTRUCTIONS:** Make certain to include the following information: Part No., Length, Color and highlight any special instructions, such as NO HOLES.



## MULTIPLE SIGN HOLDERS

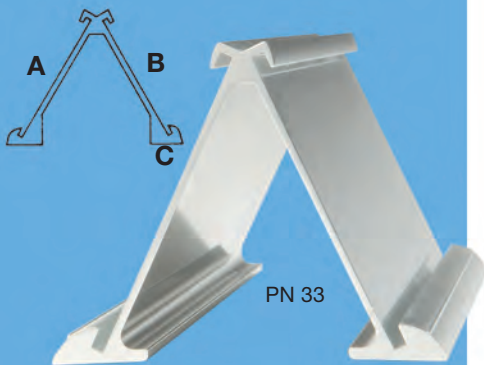


Sign holders for double signs or multiple uses are designed in various styles and sizes. Holders are highly polished and anodized in Polished Rose Gold or Polished Silver, enhancing any décor. Styles and sizes are indicated by part number and length. Custom lengths and three custom colors, Matte Black, Satin Silver and Polished Yellow Gold are available by special order at no extra cost. Arch Bronze, JRS Bronze, Satin Yellow Gold and Satin Rose Gold are also available upon request for a 25% up charge and up to 5 weeks delivery.

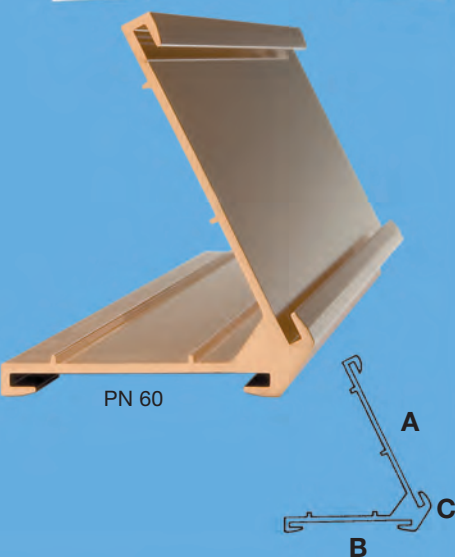


| Part No. | A  | Size B | C     | Available Lengths |     |     |
|----------|----|--------|-------|-------------------|-----|-----|
| 23       | 2" | 1 1/2" | 1/16" | 9"                | 10" | 12" |

| Part No. | A  | Size B | C     | Available Lengths |     |  |
|----------|----|--------|-------|-------------------|-----|--|
| 61       | 1" | 1 1/4" | 1/16" | 8"                | 10" |  |



| Part No. | A      | Size B | C     | Available Lengths |     |     |
|----------|--------|--------|-------|-------------------|-----|-----|
| 71       | 1 1/4" | 1 1/4" | 1/16" | 6"                | 8"  | 10" |
| 33       | 2"     | 2"     | 1/16" | 8"                | 10" |     |



| Part No. | A  | Size B | C     | Available Lengths |     |  |
|----------|----|--------|-------|-------------------|-----|--|
| 60       | 2" | 1 1/2" | 1/16" | 8"                | 10" |  |

Custom lengths are available.

All holders and frames can be combined for quantity discounts.

**See price list for current pricing and quantity discounts.**

# MULTIPLE WALL BRACKET

Sign holders for multiple signs are designed to be used as individual signs or stacked on top of one another to form mini-directories. The special beveled edges insure a finished look with endless combinations. Holders are highly polished and anodized in Polished Rose Gold or Polished Silver, enhancing any décor. Styles and sizes are indicated by part number and length. Custom lengths and three custom colors, Matte Black, Satin Silver and Polished Yellow Gold are available by special order at no extra cost. Arch Bronze, JRS Bronze, Satin Yellow Gold and Satin Rose Gold are also available upon request for a 25% up charge and up to 5 weeks delivery. Holes are standard on all parts up to 24" in length. Holes available on parts 24" and up in length for an added charge.

| Part No. | A      | Size B | C     | Available Lengths |    |     |     |
|----------|--------|--------|-------|-------------------|----|-----|-----|
| 115      | 2"     | 1"     | 1/16" | 6"                | 8" | 10" | 36" |
| 107      | 1 1/2" | 1"     | 1/16" | 6"                | 8" | 10" | 36" |
| 108      | 1 1/4" | 3/4"   | 1/16" | 6"                | 8" | 10" | 36" |

| Part No. | A      | Size B | C      | D     | Available Lengths |    |     |     |
|----------|--------|--------|--------|-------|-------------------|----|-----|-----|
| 106      | 1"     | 1"     | 1"     | 1/16" | 6"                | 8" | 10" | 36" |
| 112      | 1 1/2" | 1 1/2" | 1 1/2" | 1/16" | 6"                | 8" | 10" | 36" |
| 109      | 3/4"   | 3/4"   | 3/4"   | 1/16" | 6"                | 8" | 10" | 36" |

| Part No. | A    | Size B | C     | Available Lengths |    |     |     |
|----------|------|--------|-------|-------------------|----|-----|-----|
| 104      | 1"   | 1"     | 1/16" | 6"                | 8" | 10" | 36" |
| 110      | 3/4" | 3/4"   | 1/16" | 6"                | 8" | 10" | 36" |

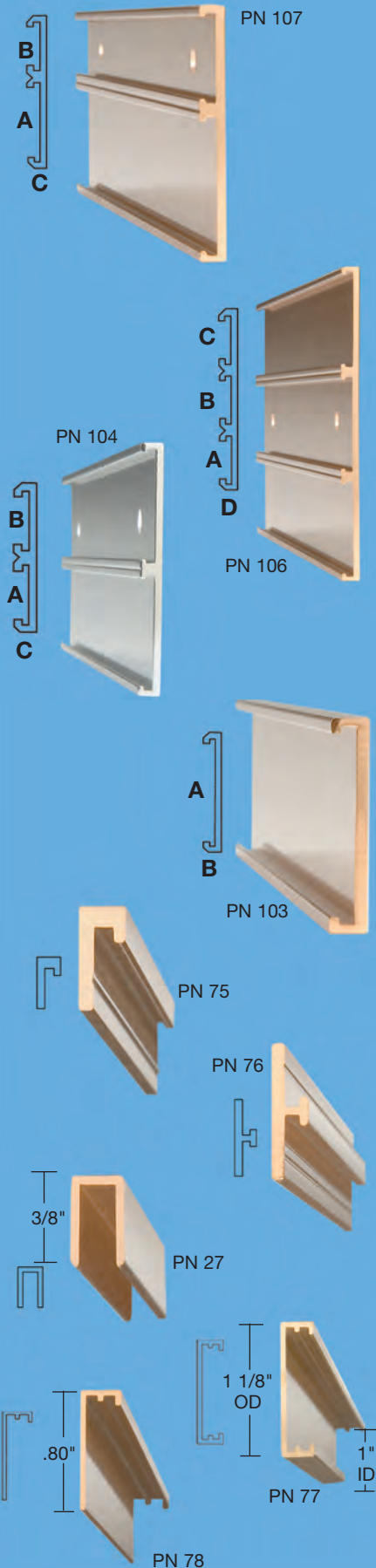
| Part No. | A      | Size B | Available Lengths |    |     |     |
|----------|--------|--------|-------------------|----|-----|-----|
| 103      | 1"     | 1/16"  | 6"                | 8" | 10" | 36" |
| 114      | 3/4"   | 1/16"  | 6"                | 8" | 10" | 36" |
| 116      | 1 1/2" | 1/16"  | 6"                | 8" | 10" | 36" |
| 117      | 2"     | 1/16"  | 6"                | 8" | 10" | 36" |
| 118      | 3"     | 1/16"  | 6"                | 8" | 10" | 36" |

No holes on Part Nos. 103 & 114

Extruded moldings and dividers for your custom sign requirements are available in 36" lengths.

| Part No. | Insert Size | Length | Description |
|----------|-------------|--------|-------------|
| 75       | 1/16"       | 36"    | J Molding   |
| 83       | 1/8"        | 36"    | J Molding   |
| 76       | 1/16"       | 36"    | Divider ►   |
| 84       | 1/8"        | 36"    | Divider ►   |
| 27       | 1/8"        | 36"    | See Image ► |
| 78       | 1/16"       | 36"    | See Image   |
| 77       | 1/16"       | 36"    | See Image   |

5 piece minimum on 36" lengths.



**HELPFUL ORDERING INSTRUCTIONS:** Make certain to include the following information: Part No., Length, Color and highlight any special instructions, such as NO HOLES.