
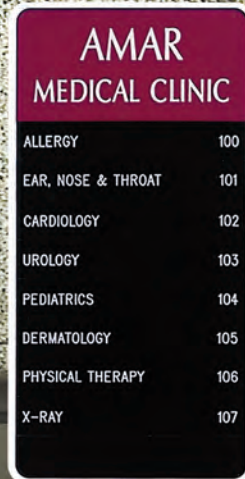


DESIGNER FRAMES *In Molded Plastic*

The Designer Series is a round corner plastic molded sign system with features created to solve your many sign requirements. It is available in 10 different sizes, all with round corners and 6 matte colors: **PEWTER GRAY, MEDIUM GRAY, BLACK, WHITE, ALMOND AND BROWN.**



Sign Snap extrusion fasteners snap plates in and out with the use of a suction cup.



Frame dividers section off frames for multiple plates. Must be glued or taped in.



Designer frames have keyhole mounts or wire clips for mounting to fabric covered partitions.

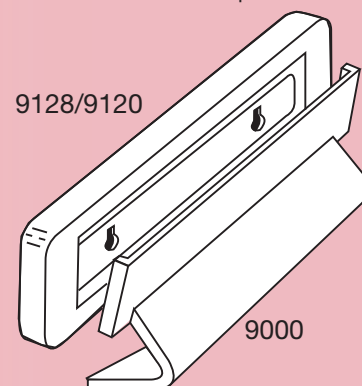
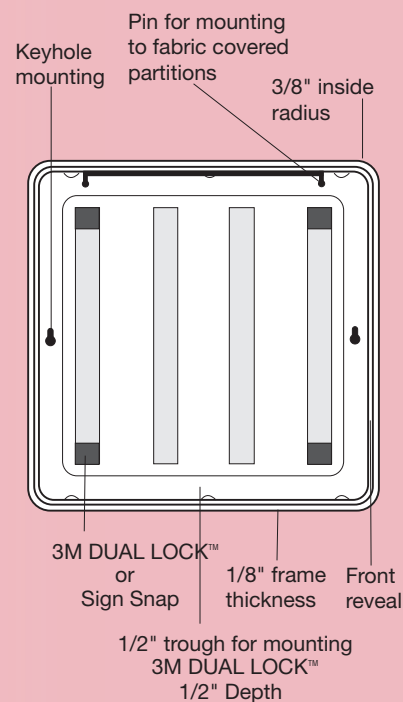
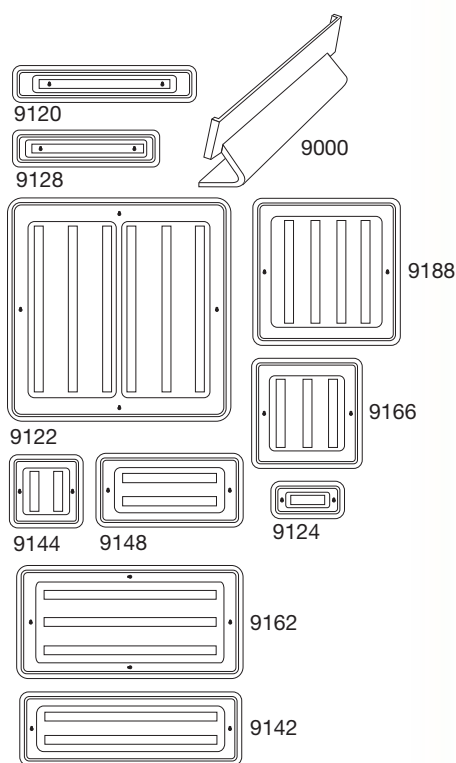


DESIGNER FRAMES *In Molded Plastic*

Our DESIGNER FRAME SYSTEM is designed for quality interior signage. Several unique features offered by this system will make designing and mounting interior signage simple.

- Ten sizes in six colors: Pewter Gray, White, Medium Gray, Almond, Brown, and Black.
- Completely supports 1/16" & 1/8" material so that multiple plates can be used as mini-directories or divided sign messages.
- Plates can be mounted with adhesive-backed 3M DUAL LOCK™ or Sign Snap so that they are tamper resistant but still removable with a suction cup.
- Plates can be permanently mounted to inside of frames with adhesives or two sided transfer tape.
- Keyhole mounting for permanent or removable frames.
- Pin system that mounts into a frame for hanging frames from fabric office partitions.
- Base that snaps into a 9120 and 9128 frame for a handsome desk sign.
- Double sided frames with corridor bracket. Corridor bracket mounts with two piece bracket for concealed screws.

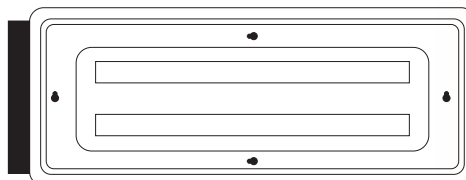
Part No.	Inside Dimension
9120	1 7/8" x 9 7/8"
9128	1 7/8" x 7 7/8"
9000	6" Desk Base for 9128 and 9120 frames
9122	11 7/8" x 11 7/8"
9188	7 7/8" x 7 7/8"
9166	5 7/8" x 5 7/8"
9144	3 7/8" x 3 7/8"
9162	5 7/8" x 11 7/8"
9142	3 7/8" x 11 7/8"
9148	3 7/8" x 7 7/8"
9124	1 7/8" x 3 7/8"



Desk base snaps into 2" x 8" or 2" x 10" frames

DOUBLE SIDED CORRIDOR FRAME WITH CORRIDOR BRACKET

Part No.	Inside Dimension
9222	11 7/8" x 11 7/8"
9288	7 7/8" x 7 7/8"
9266	5 7/8" x 5 7/8"
9220	1 7/8" x 9 7/8"
9242	3 7/8" x 11 7/8"
9262	5 7/8" x 11 7/8"



All holders and frames can be combined for quantity discounts.

See price list for current pricing and quantity discounts.

**Custom colors available.
Call for details.**

Corridor frames are custom and non-returnable.

See Accessories on page 47 for Wire Clips, Dividers and Suction Cups.